

Rolls

Automation for sectional doors up to 17 m²
and overhead doors up to 14 m²

DESIGN AND TECHNOLOGY

The rotating opening of the central cover makes easy the access to the control board. The electronic unit has a plastic cover with simple buttons, it allows an easy and intuitive use. The location of the buffer batteries is in the backside of the base, it's strong and invisible. The belt drive is reliable and silent while the 18-tooth pinion can avoid any possibility of "slipping". Preassembled guides 3 or 4 meters optimize installation time, while the encoder control minimizes programming. The encoder control system minimize the phase of set-up.

The buffer batteries allow the functioning even during a black-out.

INNOVATIVE MANUAL RELEASE SYSTEM

The innovative release system is designed to be operated by both the cord connected to the carriage drive, and the handle on the door. The manual operation via the cord needs no installation on the handle, makes it possible to maintain the automation released allowing the opening and closing of the door without the automatically latching the carriage.

With this system, during a black-out, when he gets out of home, the user can choose to close the door and then open it without any release operation or to close the door and holding it re-hooked till the next release operation from inside.



1.



2.



3.

1. ELECTRONICS


Programming with selflearning function, adjustable functions through dip-switches and regulation of power and speed.

2. STEEL RAIL

Strong guide in profiled metal and belt drive transmission with 6 core steel cables.

3. ASSEMBLY

Easy joint between gear motor and rail, safe and accurate thanks to metric screws.



ROLLS - TECHNICAL DATA

Code		ROLLS 700	ROLLS 1200
Mains power supply	(Vac 50 Hz)	230	
Motor supply	(Vdc)	24	
Motor power	(W)	40	80
Absorption	(A)	0.8	1.2
Speed	(cm/s)	9 ÷ 16	
Working cycle	(%)	60	
Operator dimensions	(mm)	414x264x110	
Max dimensions sectional door	(m ²)	10	17
Max dimensions overhead door	(m ²)	10	14
Operating temperature	(°C)	-20 ÷ +55	

Rolls

GEAR MOTORS - AVAILABLE VERSIONS

Code	Motor	Control unit	Radio receiver	Batteries	Encoder	Newton max.
Rolls 700	24 Vdc	Star GDO 100	•		•	700
Rolls 700 Plus	24 Vdc	Star GDO 100	•	•	•	700
Rolls 1200	24 Vdc	Star GDO 100	•		•	1200

RAILS - AVAILABLE VERSIONS

Code	Kind of transmission	Slide lenght	Door max height	Kind of rails
Grb 3	Belt	3 m	2.45 m	1 x 3 m
Grb 23		3 m	2.45 m	2 x 1.5 m
Grb 4		4 m	3.45 m	3 m + 1 m


RAIL GRB

The GRB rails are made with 6 iron cables belt, with a maximum power equal to 1200 N and a nylon textile covering for an extra silent working.

Rolls Kit

KIT - AVAILABLE VERSIONS

Code	Rolls 700	Rolls 1200	Rails GRB 3	Stylo 4	Novo LT 24 Plus	Novo Ph 180	Novo TX4	Newton max
Rolls Kit 700	•			• (1)				700
Rolls Kit 700GRB3	•		•	• (1)				700
Rolls Kit 700 NV	•			• (2)	•	•	•	700
Rolls Kit 1200 NV		•		• (2)	•	•	•	1200



ACCESSORIES



ARC 01
Swinging arm for sectional and overhead doors



SRO 01
Additional fastening brackets kit



SRO 02
Extension bracket for the pulling arc



SPI 01
Plug cable. Length 70 cm



SBLO 01
External unlocking system. Applied on handle lock



SBLO 500
External unlocking system. Applied with an hole in the door

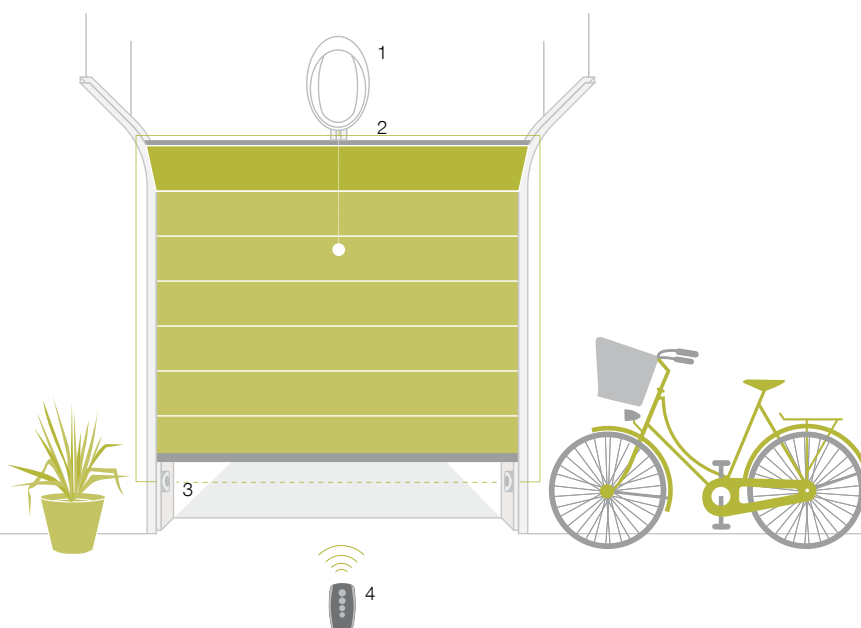


BAT 12K
Batteries kit 24 V (2 x 12 V - 1.2 Ah) with connectors and battery charge card



STAR GDO 100
Spare control unit

INSTALLATION DIAGRAM



- Basic installation**
1. Operator Rolls
 2. Rail
 3. Pair of photocells
 4. Transmitter